

## NUMBERED KEY CANVASS

RUN DATE:11/19/14 05:07 PM

Umatilla County, Oregon  
General Election  
November 4, 2014

Final Certified Results

REPORT-EL52 PAGE 0007

VOTES PERCENT

VOTES PERCENT

## Governor

## Vote for 1

01 = Dennis Richardson (REP)  
 02 = Chris Henry (PRO)  
 03 = Aaron Auer (CON)  
 04 = John Kitzhaber (DEM)  
 05 = Paul Grad (LBT)

12,337 65.46  
 114 .60  
 312 1.66  
 5,517 29.27  
 303 1.61

06 = Jason Levin (PAC)  
 07 = WRITE-IN  
 08 = OVER VOTES  
 09 = UNDER VOTES

220 1.17  
 45 .24  
 2  
 726

	01	02	03	04	05	06	07	08	09
0101 101	225	1	16	63	4	1	0	0	12
0102 102	405	4	23	224	17	8	1	0	34
0103 103	580	5	7	163	11	2	1	0	34
0104 104	661	3	18	210	9	6	1	0	17
0105 105	430	5	14	174	19	7	1	0	27
0106 106	469	1	8	174	14	6	0	0	31
0107 107	212	1	1	83	3	4	4	0	10
0108 108	126	0	0	39	2	4	0	0	9
0109 109	123	0	2	29	1	2	0	0	6
0110 110	502	3	10	141	7	4	2	0	21
0111 111	514	5	11	343	9	14	2	0	40
0112 112	66	1	0	23	0	0	0	0	0
0113 113	298	3	10	108	10	4	2	0	13
0114 114	219	1	1	36	4	2	0	0	6
0115 115	129	1	3	41	3	0	0	0	8
0116 116	63	2	1	36	1	1	0	0	3
0117 117	66	0	2	17	1	1	0	0	2
0119 119	85	0	1	25	2	0	2	0	1
0120 120	543	2	4	144	8	8	0	0	23
0121 121	226	2	8	58	6	2	0	0	9
0123 123	297	4	3	96	2	2	1	0	7
0124 124	412	2	7	132	3	1	1	0	15
0125 125	270	0	6	79	4	4	0	0	9
0126 126	393	4	10	219	5	7	2	0	28
0127 127	222	2	2	98	4	3	2	0	14
0128 128	539	10	13	258	11	17	2	1	45
0129 129	281	7	11	180	7	11	1	0	24
0130 130	576	8	14	267	20	14	1	0	34
0131 131	147	5	7	83	10	1	1	0	12
0132 132	325	2	7	154	6	10	0	0	7
0133 133	223	4	6	120	7	5	0	0	11
0136 136	343	3	10	178	23	13	6	0	24
0137 137	375	7	15	269	21	13	3	0	36
0138 138	425	2	15	261	12	11	1	0	30
0139 139	411	1	14	318	11	8	5	1	35
0141 141	494	3	10	253	15	8	1	0	34
0142 142	279	1	8	166	2	4	1	0	28
0143 143	383	9	14	255	9	12	1	0	27

RECEIVED  
 2014 NOV 20 AM 9 08  
 KATE BROWN  
 SECRETARY OF THE STATE

I certify that the votes recorded on this abstract correctly summarize the tally of votes cast in the General Election held on 4<sup>th</sup> day of November 2014.

*Kim A. Lindell*  
 Kim Lindell, Umatilla County Elections Manager

NUMBERED KEY CANVASS

RUN DATE:11/19/14 05:07 PM

Umatilla County, Oregon  
General Election  
November 4, 2014

Final Certified Results

REPORT-EL52 PAGE 0006

US Representative, 2nd District

Vote for 1

01 = Aalea Christofferson (DEM)

02 = Sharon L Durbin (LBT)

03 = Greg Walden (REP)

VOTES PERCENT

3,766 20.04 04 = WRITE-IN  
728 3.87 05 = OVER VOTES  
14,260 75.87 06 = UNDER VOTES

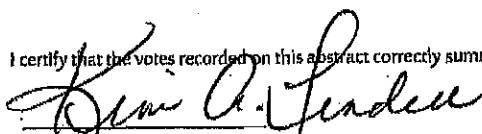
VOTES PERCENT

41 .22  
2  
779

	01	02	03	04	05	06
0101 101	58	12	234	2	0	16
0102 102	183	42	453	0	0	38
0103 103	101	16	658	3	0	25
0104 104	166	33	696	3	0	28
0105 105	130	25	494	0	0	28
0106 106	109	34	529	1	1	29
0107 107	41	13	250	1	0	13
0108 108	8	6	157	0	0	9
0109 109	20	2	137	0	0	4
0110 110	95	14	562	2	0	17
0111 111	239	27	628	1	0	43
0112 112	12	4	73	0	0	1
0113 113	65	15	352	2	0	14
0114 114	31	12	224	1	0	1
0115 115	26	7	145	0	0	7
0116 116	26	6	70	0	0	5
0117 117	19	6	60	2	0	2
0119 119	24	4	85	0	0	3
0120 120	85	28	594	0	1	24
0121 121	36	12	249	1	0	13
0123 123	76	11	316	0	0	9
0124 124	60	8	483	1	0	21
0125 125	59	12	290	0	0	11
0126 126	162	15	466	2	0	23
0127 127	66	9	259	1	0	12
0128 128	205	32	619	1	0	39
0129 129	119	25	344	4	0	30
0130 130	167	39	685	2	0	41
0131 131	54	15	181	1	0	15
0132 132	107	20	371	1	0	12
0133 133	88	17	259	0	0	12
0136 136	139	43	391	1	0	26
0137 137	190	47	456	3	0	43
0138 138	179	30	512	2	0	34
0139 139	216	26	528	0	0	34
0141 141	154	25	606	1	0	32
0142 142	92	6	358	0	0	33
0143 143	159	30	487	2	0	32

RECEIVED  
2014 NOV 20 AM 9 08  
KATE BROWN  
SECRETARY OF THE STATE

I certify that the votes recorded on this abstract correctly summarize the tally of votes cast in the General Election held on 4<sup>th</sup> day of November 2014.

  
Kim Lindell, Umatilla County Elections Manager

NUMBERED KEY CANVASS

RUN DATE:11/19/14 05:07 PM

Umatilla County, Oregon  
General Election  
November 4, 2014

Final Certified Results

REPORT-EL52

PAGE 0005

US Senator

Vote for 1

01 = Mike Montchalin (LBT)  
02 = Jeff Merkley (DEM)  
03 = Christina Jean Lugo (PAC)  
04 = James E Leuenberger (CON)

VOTES PERCENT


638 3.41 05 = Monica Wehby (REP)  
6,655 35.59 06 = WRITE-IN  
265 1.42 07 = OVER VOTES  
412 2.20 08 = UNDER VOTES

VOTES PERCENT

10,676 57.10  
52 .28  
8  
870

	01	02	03	04	05	06	07	08
0101 101	15	82	9	8	189	1	0	18
0102 102	29	257	19	25	349	1	0	36
0103 103	15	203	2	19	533	2	1	28
0104 104	25	268	6	31	556	0	0	39
0105 105	26	215	8	22	377	1	0	28
0106 106	23	205	13	15	414	0	1	32
0107 107	6	85	7	2	203	4	0	11
0108 108	6	47	1	1	112	0	0	13
0109 109	3	35	1	1	117	0	0	6
0110 110	19	200	4	7	435	2	1	22
0111 111	24	407	14	12	438	2	0	41
0112 112	2	22	1	0	63	0	0	2
0113 113	10	127	7	14	266	2	0	22
0114 114	5	57	7	6	192	0	0	2
0115 115	8	51	0	3	114	0	0	9
0116 116	0	46	0	0	55	0	0	6
0117 117	3	24	1	3	56	1	0	1
0119 119	2	29	1	0	81	0	0	3
0120 120	21	170	9	16	485	1	0	30
0121 121	7	83	3	8	198	0	0	12
0123 123	11	118	1	7	263	0	0	12
0124 124	11	164	3	8	364	3	0	20
0125 125	13	95	3	5	244	0	0	12
0126 126	11	266	12	14	332	1	1	31
0127 127	8	141	2	5	172	0	0	19
0128 128	29	331	17	26	442	1	1	49
0129 129	12	212	17	13	241	1	1	25
0130 130	34	315	9	19	500	4	0	53
0131 131	6	91	4	11	139	2	0	13
0132 132	13	178	9	9	282	2	1	17
0133 133	14	133	11	7	202	0	0	9
0136 136	45	213	10	18	278	5	0	31
0137 137	51	324	19	17	284	1	0	43
0138 138	33	307	10	11	366	2	1	27
0139 139	23	363	6	13	358	4	0	37
0141 141	41	301	12	17	409	3	0	35
0142 142	13	187	3	4	242	3	0	37
0143 143	21	303	4	15	325	3	0	39

I certify that the votes recorded on this abstract correctly summarize the tally of votes cast in the General Election held on 4<sup>th</sup> day of November 2014.

  
Kim Lindell, Umatilla County Elections Manager

# NUMBERED KEY CANVASS

RUN DATE: 11/19/14 05:07 PM

Umatilla County Oregon  
General Election  
November 4, 2014

Final Certified Results

REPORT-EL52

PAGE 0007

## Governor

Vote for 1

- 01 = Dennis Richardson (REP)
- 02 = Chris Henry (PRO)
- 03 = Aaron Auer (CON)
- 04 = John Kitzhaber (DEM)
- 05 = Paul Grad (LBT)

VOTES PERCENT

VOTES PERCENT

12,337 68.94  
114 .64  
312 1.74  
9,517 52.27  
303 1.64  
06 = Jason Levin (PAC)  
07 = WRITE-IN  
08 = OVER VOTES  
09 = UNDER VOTES

220 1.17  
45 .24  
2  
726

	01	02	03	04	05	06	07	08	09
0101-101	225	1	16	63	1	1	0	0	12
0102-102	405	4	22	224	7	8	1	0	34
0103-103	580	5	7	163	2	2	1	0	34
0104-104	661	3	18	210	7	6	1	0	17
0105-105	430	5	18	174	7	7	1	0	27
0106-106	469	1	8	174	4	6	0	0	31
0107-107	232	1	1	83	2	4	4	0	10
0108-108	126	0	0	39	2	4	0	0	9
0109-109	123	0	2	29	1	2	0	0	6
0110-110	502	3	10	141	7	4	2	0	21
0111-111	514	5	11	343	8	14	2	0	40
0112-112	66	1	0	23	0	0	0	0	0
0113-113	298	3	10	108	10	4	2	0	13
0114-114	219	1	1	36	4	2	0	0	6
0115-115	129	1	3	41	2	0	0	0	8
0116-116	63	2	1	36	1	1	0	0	3
0117-117	66	0	2	17	1	1	0	0	2
0119-119	86	0	1	25	2	0	2	0	1
0120-120	543	2	4	144	8	8	0	0	23
0121-121	226	2	8	58	3	2	0	0	9
0123-123	297	4	3	96	2	2	1	0	7
0124-124	412	2	7	132	3	1	1	0	15
0125-125	270	0	6	79	4	4	0	0	9
0126-126	393	4	10	219	5	7	2	0	28
0127-127	222	2	2	98	1	3	2	0	14
0128-128	539	10	13	258	10	17	2	1	45
0129-129	281	7	11	180	7	11	1	0	24
0130-130	576	8	14	267	10	14	1	0	34
0131-131	147	5	7	83	3	1	1	0	12
0132-132	325	2	7	154	5	10	0	0	7
0133-133	223	4	0	120	3	5	0	0	11
0136-136	343	3	18	178	6	13	6	0	24
0137-137	375	7	15	269	10	13	3	0	36
0138-138	425	2	15	261	10	11	1	0	30
0139-139	411	1	14	316	11	8	5	1	35
0141-141	494	3	19	253	10	8	1	0	34
0142-142	279	1	8	166	7	4	1	0	28
0143-143	383	9	14	255	10	12	1	0	27

I hereby certify the votes recorded on this document correctly summarize the tally of votes for the General Election held on 4<sup>th</sup> day of November 2014.

*Kim A. Lindell*  
Kim Lindell, Umatilla County Elections Manager

NUMBERED KEY CANVASS

RUN DATE:11/19/14 05:07 PM

Umatilla County, Oregon  
General Election  
November 4, 2014

Final Certified Results

REPORT-EL52 PAGE 0008

State Representative, 57th District

Vote for 1

01 = Greg Smith (REP)

02 = WRITE-IN

VOTES PERCENT

7,745 98.15  
146 1.85


03 = OVER VOTES  
04 = UNDER VOTES

VOTES PERCENT

1  
1,790

	01	02	03	04
0101 101	230	2	0	90
0102 102	548	19	0	149
0103 103	633	6	0	124
0104 104	751	16	0	158
0105 105	529	13	0	135
0106 106	561	7	1	98
0107 107	7	0	0	5
0108 108	58	1	0	10
0115 115	8	0	0	3
0119 119	90	2	0	24
0120 120	538	11	0	117
0121 121	59	2	0	23
0123 123	86	0	0	15
0124 124	25	0	0	7
0126 126	539	11	0	118
0127 127	275	5	0	67
0128 128	722	14	0	160
0129 129	414	5	0	103
0130 130	759	16	0	159
0131 131	206	5	0	55
0132 132	403	6	0	102
0133 133	303	5	0	68

I certify that the votes recorded on this abstract correctly summarize the tally of votes cast in the General Election held on 4<sup>th</sup> day of November 2014.

  
Kim Lindell, Umatilla County Elections Manager

NUMBERED KEY CANVASS

RUN DATE:11/19/14 05:07 PM

Umatilla County, Oregon  
General Election  
November 4, 2014

Final Certified Results

REPORT-EL52

PAGE 0009

State Representative, 58th District

Vote for 1

01 = Heidi Van Schoonhoven (DEM)

02 = Greg Barreto (REP)

03 = WRITE-IN

VOTES PERCENT

2,522 27.40  
6,303 68.49  
378 4.11


04 = OVER VOTES  
05 = UNDER VOTES

VOTES PERCENT

1  
690

	01	02	03	04	05
0103 103	2	35	0	0	3
0106 106	3	32	0	0	1
0107 107	62	220	3	0	21
0108 108	21	79	1	0	10
0109 109	20	131	5	0	7
0110 110	119	503	34	0	34
0111 111	307	544	23	1	63
0112 112	23	65	0	0	2
0113 113	103	308	1	0	36
0114 114	42	213	8	0	6
0115 115	37	122	5	0	10
0116 116	40	60	2	0	5
0117 117	23	59	0	0	7
0120 120	12	48	0	0	6
0121 121	32	175	1	0	19
0123 123	64	220	3	0	24
0124 124	91	413	8	0	28
0125 125	81	263	6	0	22
0136 136	169	366	21	0	44
0137 137	253	387	26	0	73
0138 138	230	424	48	0	55
0139 139	230	421	96	0	57
0141 141	198	516	47	0	57
0142 142	135	300	12	0	42
0143 143	225	399	28	0	58

I certify that the votes recorded on this abstract correctly summarize the tally of votes cast in the General Election held on 4<sup>th</sup> day of November 2014.



Kim Lindell, Umatilla County Elections Manager

NUMBERED KEY CANVASS

RUN DATE:11/19/14 05:07 PM

Umatilla County, Oregon  
General Election  
November 4, 2014

Final Certified Results

REPORT-EL52 PAGE 0040

State Measure 86

Vote for 1

01 = Yes

02 = No

VOTES PERCENT


5,416 28.93 03 = OVER VOTES  
13,308 71.07 04 = UNDER VOTES

VOTES PERCENT

0  
852

	01	02	03	04
0101 101	64	247	0	11
0102 102	223	468	0	25
0103 103	153	617	0	33
0104 104	197	699	0	29
0105 105	156	502	0	19
0106 106	164	515	0	24
0107 107	76	221	0	21
0108 108	45	121	0	14
0109 109	28	125	0	10
0110 110	152	515	0	23
0111 111	324	573	0	41
0112 112	13	75	0	2
0113 113	102	328	0	18
0114 114	44	217	0	8
0115 115	35	142	0	8
0116 116	24	73	0	10
0117 117	18	71	0	0
0119 119	26	85	0	5
0120 120	143	557	0	32
0121 121	67	226	0	18
0123 123	86	311	0	15
0124 124	110	447	0	16
0125 125	85	270	0	17
0126 126	212	427	0	29
0127 127	99	231	0	17
0128 128	261	598	0	37
0129 129	171	327	0	24
0130 130	279	613	0	42
0131 131	91	161	0	14
0132 132	142	349	0	20
0133 133	104	249	0	23
0136 136	185	377	0	38
0137 137	292	417	0	30
0138 138	273	439	0	45
0139 139	322	452	0	30
0141 141	257	512	0	49
0142 142	151	312	0	26
0143 143	242	439	0	29

I certify that the votes recorded on this abstract correctly summarize the tally of votes cast in the General Election held on 4<sup>th</sup> day of November 2014.

  
Kim Lindell, Umatilla County Elections Manager

NUMBERED KEY CANVASS

RUN DATE:11/19/14 05:07 PM

Umatilla County, Oregon  
General Election  
November 4, 2014

Final Certified Results

REPORT-EL52 PAGE 0041

State Measure 87

Vote for 1

01 = Yes

02 = No

VOTES PERCENT

8,873 47.61  
9,762 52.39


03 = OVER VOTES  
04 = UNDER VOTES

VOTES PERCENT

1  
940

	01	02	03	04
0101 101	144	166	0	12
0102 102	337	351	0	28
0103 103	343	411	0	49
0104 104	412	482	0	31
0105 105	290	358	0	29
0106 106	292	383	0	28
0107 107	143	159	0	16
0108 108	83	88	0	9
0109 109	54	97	0	12
0110 110	294	373	0	23
0111 111	446	453	0	39
0112 112	20	69	0	1
0113 113	176	242	0	30
0114 114	94	163	0	12
0115 115	78	97	0	10
0116 116	46	56	0	5
0117 117	35	52	0	2
0119 119	50	63	0	3
0120 120	263	430	0	39
0121 121	117	173	0	21
0123 123	152	240	0	20
0124 124	249	302	0	22
0125 125	152	205	0	15
0126 126	317	313	0	38
0127 127	173	156	0	18
0128 128	470	381	0	45
0129 129	287	210	0	25
0130 130	467	414	0	53
0131 131	119	133	0	14
0132 132	227	267	0	17
0133 133	154	183	0	29
0136 136	273	298	0	29
0137 137	349	350	0	40
0138 138	369	346	0	42
0139 139	399	369	0	36
0141 141	409	370	1	38
0142 142	232	229	0	28
0143 143	348	330	0	32

I certify that the votes recorded on this abstract correctly summarize the tally of votes cast in the General Election held on 4<sup>th</sup> day of November 2014.

  
Kim Lindell, Umatilla County Elections Manager



NUMBERED KEY CANVASS

RUN DATE:11/19/14 05:07 PM

Umatilla County, Oregon  
General Election  
November 4, 2014

Final Certified Results

REPORT-EL52 PAGE 0042

State Measure 88

Vote for 1

01 = Yes

02 = No

VOTES PERCENT

3,831 19.89  
15,428 80.11

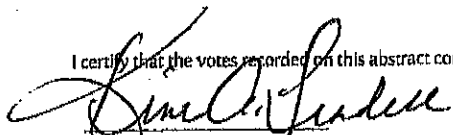
03 = OVER VOTES  
04 = UNDER VOTES

VOTES PERCENT

7  
310

	01	02	03	04
0101 101	40	277	0	5
0102 102	169	538	0	9
0103 103	140	658	0	5
0104 104	138	779	1	7
0105 105	138	528	0	11
0106 106	103	588	1	11
0107 107	56	253	0	9
0108 108	24	153	0	3
0109 109	13	146	0	4
0110 110	104	577	0	9
0111 111	177	748	0	13
0112 112	11	77	0	2
0113 113	39	403	0	6
0114 114	27	237	0	5
0115 115	21	162	0	2
0116 116	23	84	0	0
0117 117	9	80	0	0
0119 119	20	95	0	1
0120 120	108	606	0	18
0121 121	55	251	0	5
0123 123	86	319	1	6
0124 124	78	489	0	6
0125 125	48	320	0	4
0126 126	154	498	1	15
0127 127	85	259	0	3
0128 128	186	698	0	12
0129 129	139	376	0	7
0130 130	221	701	0	12
0131 131	67	191	0	8
0132 132	93	409	0	9
0133 133	82	285	0	9
0136 136	119	467	1	13
0137 137	187	537	0	15
0138 138	196	544	0	17
0139 139	265	524	1	14
0141 141	165	644	0	9
0142 142	99	378	0	12
0143 143	146	549	1	14

I certify that the votes recorded on this abstract correctly summarize the tally of votes cast in the General Election held on 4<sup>th</sup> day of November 2014.

  
Kim Lindell, Umatilla County Elections Manager

NUMBERED KEY CANVASS  
RUN DATE: 11/19/14 05:07 PM

Umatilla County, Oregon  
General Election  
November 4, 2014

Final Certified Results

REPORT-EL52 PAGE 0043

State Measure 89

Vote for: 1

01 = Yes

02 = No

VOTES PERCENT

9,341 50.26 03 = OVER VOTES  
9,243 49.74 04 = UNDER VOTES

VOTES PERCENT

0  
992

	01	02	03	04
0101 101	137	172	0	13
0102 102	378	316	0	22
0103 103	301	455	0	47
0104 104	403	487	0	35
0105 105	302	336	0	39
0106 106	284	389	0	30
0107 107	135	164	0	19
0108 108	79	86	0	15
0109 109	58	96	0	9
0110 110	274	381	0	35
0111 111	481	415	0	42
0112 112	39	45	0	6
0113 113	191	233	0	24
0114 114	101	152	0	16
0115 115	82	86	0	17
0116 116	56	42	0	9
0117 117	34	55	0	0
0119 119	45	61	0	10
0120 120	312	372	0	48
0121 121	152	140	0	19
0123 123	193	200	0	19
0124 124	242	306	0	25
0125 125	167	194	0	11
0126 126	325	314	0	29
0127 127	171	158	0	18
0128 128	449	408	0	39
0129 129	268	215	0	39
0130 130	471	408	0	55
0131 131	148	102	0	16
0132 132	260	233	0	18
0133 133	211	149	0	16
0136 136	309	265	0	26
0137 137	418	281	0	40
0138 138	386	337	0	34
0139 139	440	326	0	38
0141 141	402	368	0	48
0142 142	237	214	0	38
0143 143	400	282	0	28

I certify that the votes recorded on this abstract correctly summarize the tally of votes cast in the General Election held on 4<sup>th</sup> day of November 2014.

Kim Lindell, Umatilla County Elections Manager

NUMBERED KEY CANVASS

RUN DATE:11/19/14 05:07 PM

Umatilla County, Oregon  
General Election  
November 4, 2014

Final Certified Results

REPORT-EL52 PAGE 0044

State Measure 90

Vote for 1

01 = Yes

02 = No

VOTES PERCENT

5,186 27.87  
13,420 72.13

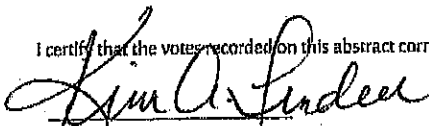
03 = OVER VOTES  
04 = UNDER VOTES

VOTES PERCENT

4  
966

	01	02	03	04
0101 101	89	225	0	8
0102 102	204	480	0	32
0103 103	184	583	0	36
0104 104	183	701	0	41
0105 105	165	476	0	36
0106 106	156	506	0	41
0107 107	88	217	0	13
0108 108	43	123	1	13
0109 109	35	120	0	8
0110 110	160	513	0	17
0111 111	264	637	1	36
0112 112	20	67	0	3
0113 113	108	311	0	29
0114 114	60	196	0	13
0115 115	46	126	0	13
0116 116	20	80	0	7
0117 117	32	57	0	0
0119 119	28	81	0	7
0120 120	160	531	0	41
0121 121	77	219	0	15
0123 123	77	318	0	17
0124 124	164	381	0	28
0125 125	100	260	0	12
0126 126	200	429	1	38
0127 127	98	235	0	14
0128 128	232	615	0	49
0129 129	146	341	0	35
0130 130	252	625	0	57
0131 131	58	186	0	22
0132 132	132	359	0	20
0133 133	92	262	1	21
0136 136	180	381	0	39
0137 137	243	464	0	32
0138 138	238	488	0	31
0139 139	276	490	0	38
0141 141	206	574	0	39
0142 142	163	296	0	30
0143 143	208	467	0	35

I certify that the votes recorded on this abstract correctly summarize the tally of votes cast in the General Election held on 4<sup>th</sup> day of November 2014.

  
Kim Lindell, Umatilla County Elections Manager

NUMBERED KEY CANVASS

RUN DATE:11/19/14 05:07 PM

Umatilla County, Oregon  
General Election  
November 4, 2014

Final Certified Results

REPORT-EL52 PAGE 0045

State Measure 91

Vote for 1

01 = Yes

02 = No

VOTES PERCENT

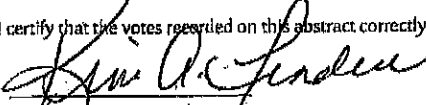
VOTES PERCENT

7,181 37.20 03 = OVER VOTES  
12,122 62.80 04 = UNDER VOTES

0  
273

	01	02	03	04
0101 101	99	219	0	4
0102 102	285	417	0	14
0103 103	223	573	0	7
0104 104	278	637	0	10
0105 105	234	431	0	12
0106 106	236	451	0	16
0107 107	111	201	0	6
0108 108	48	130	0	2
0109 109	48	113	0	2
0110 110	211	474	0	5
0111 111	383	545	0	10
0112 112	26	62	0	2
0113 113	148	289	0	11
0114 114	61	204	0	4
0115 115	56	127	0	2
0116 116	40	66	0	1
0117 117	31	58	0	0
0119 119	45	69	0	2
0120 120	230	495	0	7
0121 121	97	209	0	5
0123 123	144	265	0	3
0124 124	177	392	0	4
0125 125	148	220	0	4
0126 126	256	400	0	12
0127 127	119	226	0	2
0128 128	334	544	0	18
0129 129	217	292	0	13
0130 130	329	594	0	11
0131 131	114	145	0	7
0132 132	178	325	0	8
0133 133	134	234	0	8
0136 136	310	282	0	8
0137 137	389	337	0	13
0138 138	329	419	0	9
0139 139	377	422	0	5
0141 141	279	532	0	7
0142 142	169	310	0	10
0143 143	288	413	0	9

I certify that the votes recorded on this abstract correctly summarize the tally of votes cast in the General Election held on 4<sup>th</sup> day of November 2014.

  
Kim Lindell, Umatilla County Elections Manager

NUMBERED KEY CANVASS  
RUN DATE:11/19/14 05:07 PM

Umatilla County, Oregon  
General Election  
November 4, 2014

Final Certified Results  
REPORT-EL52 PAGE 0046

State Measure 92  
Vote for 1  
01 = Yes  
02 = No

VOTES PERCENT

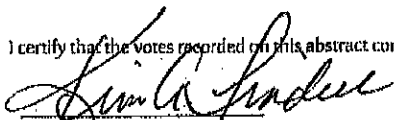
VOTES PERCENT

6,096 31.83 03 = OVER VOTES  
13,055 68.17 04 = UNDER VOTES

3  
422

	01	02	03	04
0101 101	87	219	0	16
0102 102	245	451	0	20
0103 103	191	595	1	16
0104 104	223	683	0	19
0105 105	219	446	0	12
0106 106	191	498	0	14
0107 107	101	207	0	10
0108 108	43	134	0	3
0109 109	33	126	0	4
0110 110	145	534	0	11
0111 111	342	575	0	21
0112 112	20	68	0	2
0113 113	130	307	0	11
0114 114	56	210	0	3
0115 115	38	144	0	3
0116 116	40	61	0	6
0117 117	23	66	0	0
0119 119	27	86	0	3
0120 120	203	514	1	14
0121 121	101	209	0	1
0123 123	131	279	0	2
0124 124	134	429	0	10
0125 125	119	251	0	2
0126 126	230	417	0	21
0127 127	107	236	0	4
0128 128	281	586	0	29
0129 129	195	311	0	16
0130 130	304	610	0	20
0131 131	102	154	0	10
0132 132	167	334	0	10
0133 133	132	231	0	13
0136 136	211	377	0	12
0137 137	313	402	0	24
0138 138	274	472	1	10
0139 139	306	485	0	13
0141 141	242	553	0	13
0142 142	142	336	0	11
0143 143	248	449	0	13

I certify that the votes recorded on this abstract correctly summarize the tally of votes cast in the General Election held on 4<sup>th</sup> day of November 2014.

  
Kim Lindell, Umatilla County Elections Manager